

# Salem Kids **Stewardship** Series 2020

## Schedule & Topics

# LOVE

### January

- 12<sup>th</sup> - God's Call to Give (Matthew 25:14-30)
- 19<sup>th</sup> - The Spiritual Discipline of Stewardship (Colossians 3:2)
- 26<sup>th</sup> - Heart of Giving (Mark 10:17-27)

# OWNERSHIP

### February

- 9<sup>th</sup> - Money & Wise Stewardship (Luke 16:1-15)
- 16<sup>th</sup> - Counting the Cost (Luke 14:25-35)
- 23<sup>rd</sup> - Parable of the Rich Foolish Man (Luke 12:13-21)

# Possessions

### March

- 8<sup>th</sup> - The Widow's Two Coins (Mark 12:38-44)
- 15<sup>th</sup> - Putting God First - The Rich Man & Lazarus (Luke 16:19-31)
- 22<sup>nd</sup> - A Generous and Sacrificial Giver (Mark 12:41-44)

# Sacrifice

JANUARY

*Stewardship*

*is heart work*



# Lesson: God's Call to Give (Matthew 25:14-30)

## Stewardship for Kids

 [ministry-to-children.com/stewardship-lesson-1](http://ministry-to-children.com/stewardship-lesson-1)

### Scripture:

Matthew 25:14-30

### Supplies:

Pencils, paper, yellow circles of construction paper

### Lesson Opening:

What is Stewardship?

**Ask:** Has anyone ever heard the word "Steward" before? What do you think it means? (*A steward is someone who takes care of another person's property.*)

**Ask:** What does it mean to be responsible for something?

**Ask:** What are some things that you are responsible for?

**Ask:** Did you know that God has made each of us stewards? We are all stewards over the things that God entrusts to us.

**Say:** We'll hear a parable, or story, about 3 servants who were responsible for their master's money.

Pray that God would open their hearts to His Word today and that He would stir our hearts to be good stewards of His creation and that we would give back to Him with thankful hearts.

### Tell the Story

**Ask:** Have you ever been put in charge of something? Maybe your parents gave you a job to do one afternoon, like taking out the trash or taking care of a dog, walking him, bath him and feed him with the best food and supplements TreeHousePuppies had the best

recommendation for it. It was your responsibility to get it done.

**Say:** Did you know that God gives us responsibilities too? God has blessed each of us with unique gifts, and we are responsible to use them for God's glory! God calls us to use our blessings for His glory and the good of other people. Our story today is a parable that Jesus told. A parable is a story that was used to explain something, and Jesus often told parables to describe what the kingdom of heaven is like. One day Jesus told a parable about a man who went on a journey...

Once there was a man who was getting ready for a trip. As he prepared to leave he called three of his servants to him. The man owned a lot of property and he wanted to put these servants in charge of all that he owned while he was away.

To the first servant he gave 5 talents. In those days a talent was a coin that was worth more than \$1000! The man gave 2 talents to the second servant, and the last servant got 1 talent. Then the man headed out on his journey.

**Ask:** If you were one of those servants, what do you think you would have done with the talent?

**Say:** The servant with 5 talents used it to make 5 more talents. Now he had 10 talents! The man with 2 talents did the same and ended up with 4 talents. But the man with one talent dug a hole and hid it in the ground.

**Ask:** When the master returns, how do you think he will react?

**Say:** After a while the master did return and he told the servants to bring his money back. The servant with the 10 talents came to him and said, "Master, you gave me 5 talents, look! I have used them to gain 5 more." The master was very pleased with him and said, "Well

done, good and faithful servant. You have been faithful with a few things; I will put you in charge of many things.”

**Say:** Then the second servant came and presented the master with his 4 talents. The master said to him, “Well done, good and faithful servant. You have been faithful with a few things; I will put you in charge of many things.”

**Say:** Lastly, the third servant came before the master and said, “Master, I know that you are a hard man. You harvest where you have not sown and you gather where you have not scattered seed. So I was afraid and hid your money in the ground. Here is the 1 talent that you gave to me.” The master was very angry that the servant had not been wise with what he had given him. So the master took away the talent and gave it to the servant that had 10. Then he said, “Everyone who has will be given more, and he will have an abundance. Whoever does not have, even what he has will be taken from him.”

## **Review Questions**

- What did the master give to the three servants?
- What did the three servants do with their master’s money?
- How did the master respond to each of the three servants?
- What are things that God has entrusted to us?
- What are ways that we can show God we are thankful for His gifts to us?
- Is it ever hard for you to show gratitude to God? Why or why not?

## **Learning Activity 1:**

What are Your Talents?

### **Supplies:**

Pencils and paper

- Give each child a piece of paper and pencil, and have them fold the paper in half and draw a line down the middle to make two columns. In the first column, have them write down some of the gifts God has given them (talent, creativity, money, being a good friend, etc.) Next, help them think through the ways that they can use those gifts to bring glory and honor to God.
- Encourage them to look over their lists throughout the week and pray that God would give them opportunities to use their gifts for His glory.

## **Learning Activity 2:**

Acting Out the Story

### **Supplies:**

Yellow circles cut out of construction paper

- Lay the gold coins out on a table in the front of the classroom.
- Choose 4 kids to act out the story. The master will pass out the appropriate number of “coins” to each of the servants. When the master leaves, the first two servants will go to the table and collect more coins while the third servant will pretend to bury his coin. When the master returns have the kids read or recite the dialogue..

# Lesson: The Spiritual Discipline of Stewardship

 [ministry-to-children.com/discipline-of-stewardship-lesson](http://ministry-to-children.com/discipline-of-stewardship-lesson)

This Bible lesson will teach children about the spiritual discipline of stewardship and giving. This is an often-overlooked way that God grows the faith of children. Remember, it's not the size of the gift but the heart that matters most.

## **Scripture:**

Colossians 3:2

## **Lesson Objective:**

Children will learn about the spiritual discipline of stewardship.

## **Introduction:**

Begin the lesson by reading the key verse to the children. For older elementary, encourage a volunteer to read this verse to the group.

**Explain:** Stewardship is a big word that simply means the management of something important. Biblical Stewardship involves us managing that which God has given to us. When we speak of stewardship, we are not only speaking of tithing (giving 1/10 of our money to God), we are also talking about our time. Stewardship of our money is very important. Leviticus 27:30 tells us that "A tithe of everything from the land, whether grain from the soil or fruit from the trees, belongs to the LORD; it is holy to the LORD."

God commands us to give back to him financially; however, how we use our time is just as important. We must never put anything before God. It is important to give of our time just as we give of our money. Our time should be spent doing things that have eternal value more than things that don't. It is okay to do fun things like playing football or taking dance or playing video games, but we

should not let these activities become more important than doing things for God. We must do our best to keep our time balanced between “other” things and the things of God. He deserves our very best – whether time or money, and we should strive to be good stewards of what he has given us.

**Craft:** see craft ideas below

**Activity:** Practice tithing and using your time wisely! If you get an allowance from your parents, **Ask** them about giving a tenth during your offering time at church. Keep a daily or weekly log of how you use your time (outside of school and chores) and see where you are spending the most time. Is it being spent on things of God or “other” things? Make sure there is a balance between the two. Involve the entire family in these activities!

**Bible Memory:** Use any of our creative methods to help the children memorize the Colossians 3:2 Bible verse from this lesson plan.

**Related Resources:** You might enjoy our “Giving To Orphans” printable to company this lesson. We’ve posted a coloring page based on “No One Can Serve Two Masters” from Matthew 6:24. We also have a free Bible lesson and object lessons on giving.



# “Heart of Giving” Sunday School Lesson (Mark 10:17-27) Stewardship for Kids

 [ministry-to-children.com/heart-of-giving-lesson](http://ministry-to-children.com/heart-of-giving-lesson)

**Title:** Stewardship Series- The Heart of Giving

**Scripture:** Mark 10:17-27; 12:41-44

**Main Point:** God loves a cheerful giver.

**Supplies:** Penny, nickel, dime, quarter, \$1 bill, white board and marker, paper and pencils, optional love of money coloring page

**Bonus Idea:** This is a great time to talk about sponsoring a child together with your Sunday School offering.

## Lesson Opening

*Supplies: Penny, nickel, dime, quarter, \$1 bill*

**Show** the coins and **Ask** the kids to tell you how much each is worth.

**Ask:** What does it mean to be rich?

**Ask:** Can someone be rich even though they don't have much money? Can someone with lots of money still be poor?

**Say:** Today we'll hear two stories about two very different people. One had lots of money and the other was very poor. We'll learn how God wants us to be cheerful givers because giving (whether it's our time or money) is an act of worship when we do so with the right attitude.

**Pray** that God would open our hearts today to His Word and that He would give us hearts that desire to worship Him through our giving.

## Tell the Story

**Ask:** Have you ever had a hard time sharing something you really love? Maybe a toy or video game, or even your favorite snack! How did it make you feel to have to give up something you like, even if only for a short while? Did you do so cheerfully or did you whine and complain? (*Give kids time to share.*)

**Say:** Today we're going to hear two stories that shows us how God loves it when we give with a cheerful heart. Our main point today is **God loves a cheerful giver**. Let's stand up and **Say** it together!

**Say:** Our stories come from the book of Mark in the New Testament. The first story is about a rich young man who came to Jesus and **Asked**, “What do I need to do to have eternal life?” That sounds like a great question doesn’t it? Jesus told the man that he must follow the 10 commandments. The man responded that he had obeyed all of God’s laws! So Jesus said, “There is one other thing you must do. Go and sell everything you own and give the money to the poor.” When the man heard this he went away from Jesus feeling sad.

**Ask:** Why do you think the man was sad?

**Say:** This young man had a lot of money, and he loved being rich! Jesus knew that in his heart the man didn’t want to share what he had. His heart was not cheerful at the thought of having to give up all that he had. In fact, he loved his wealth more than he loved God!

**Say:** Let’s **Say** our main point again: **God loves a cheerful giver.**

**Say:** God doesn’t want us to be sad when we give to Him. He wants us to have happy hearts because giving to God is one way that we worship Him! Our next story is about a woman who was happy to give to God.

**Say:** A little while later in the book of Mark we read that Jesus was in the temple with his disciples. From where they were sitting they could see the offering box and watched as people came to give their offerings. They saw very rich men put in many gold coins, and they saw an old woman put in nothing but two small copper coins. When they saw the woman Jesus said something amazing. Let’s read from God’s Word to find out what.

**Read Mark 12:43:** *“I tell you the truth, this poor widow has put more into the treasury than all the others.”*

**Say:** The disciples were amazed. “But Jesus!” They said, “She only put in 2 coins! That’s not nearly as much as those men who put in many gold coins!”

**Say:** But Jesus responded, **(Mark 12:44)** *“They all gave out of their wealth; but she, out of her poverty, put in everything—all she had to live on.”*

**Say:** Not only did the woman give everything she had, but she did so with a cheerful heart. She wasn’t worried that she wouldn’t have money to buy the things she needed to live on. She trusted that God would provide. The woman worshipped God by giving generously and with a happy heart.

Remember, **God loves a cheerful giver!**

**Say:** God loves it when we give generously too! And God loves it when we give cheerfully! The problem is that our hearts naturally want to cling to all the stuff in our lives. We would rather have *things* than *God*. The good news is that we serve a generous God who wants to make us more like Him.

**Ask:** Did you know that God has given us the greatest gift ever?

**Say:** God gave His very life to save us from our sin. He sent His Son Jesus to live a perfect life and die on the cross so we could be forgiven for our sin and live with God forever!

**Ask:** Did God whine and complain when he gave His own life for us? No way!

**Say:** God loves us so much that He gave himself up for us willingly and cheerfully. And now, when we trust in Jesus to save us, God gives us generous, cheerful hearts to give out of worship for Him!

## Review Questions

- What was the main point from our lesson?
- How were the young ruler and the widow different?
- Why do you think the rich young ruler had a hard time giving up all he had?
- Is it ever hard for you to give what you have to someone else?
- Where do all of our gifts and blessings come from? (James 1:17)
- What did God give up to save us from our sin? (He gave His own life to save us)
- What are ways we can practice generosity this week?

## Learning Activity 1:

### Prayers of Thankfulness

Supplies: Paper and pencils

- **Explain** that God knows the heart behind our giving when we bring offerings to Him. He knows when we give with stubborn hearts and when we give willingly and cheerfully.
- Encourage the kids to write out a list of the gifts that God has given them (money, talents, creativity, etc.). Allow them some time to write out a short prayer of thanksgiving to God for all the blessings they have.

## Learning Activity 2: Stewardship Acrostic

Supplies: White board and marker

- Write the word “Stewardship” vertically on the board in large letters.
- **Ask** the kids to think of words that describe God that begin with the letters in “Stewardship.” As they give you their answers, write them on the board.
- Spend a moment praying and thanking God for all His amazing attributes that He shows us.

# FEBRUARY



# Sunday School Lesson (Luke 16:1-15) Money & Wise Stewardship

 [ministry-to-children.com/money-stewardship-lesson](http://ministry-to-children.com/money-stewardship-lesson)

Jesus said a lot about money and putting God first. This kids' Sunday School lessons from Luke 16:1-15 will teach children about managing gifts well and stewarding wisely.

Let's admit it: some of the parables of Christ are a lot easier to teach than others...and the parable of the shrewd manager is definitely not on the easier level! If you are visiting a story like this one, it's helpful to build with several other verses, and focus on a general principle like stewardship. This lesson looks at the importance of managing and maintaining what God gives us, as well as putting Him first and foremost above all other things.

## **Lesson focus:**

God entrusts us with gifts like time, talents, and treasures. He wants us to use these things wisely and expects us to give them back to His control. God also wants to make sure nothing comes between us and Him.

## **Passage:**

Luke 16:1-15; Matthew 6:31-34, 1 Timothy 6:6-12,

## **Materials Needed:**

Construction paper; old containers/boxes; tape; scissors; decorative supplies; Bibles

## **Lesson Opening Activity:**

How will you use it?...Management and stewardship exercise

- This opener is adaptable according to the ages of your group and how much time you have to spend on your lesson and introduction. Give students a little challenge:

- (Younger students) Tell kids that they get to open up a store. Brainstorm what they think they might need to do in preparation. What kind of store will it be? What would they need besides products? Invite kids to draw some pictures of their business and what it might include. If extra time allows, have them form groups and “act out” what their business might be.
- (Older students) Inform students that they have a certain budget, and their task is to envision a business of their own. Have them estimate how much of their budget different elements might cost, and what they would need to open a store or launch their business. Discuss what it might take and how they would apportion amounts of their money for their ideas to succeed. It isn’t easy!
- Explain to students that today’s lesson has to do with stewardship, which refers to being responsible with what God gives us.

### Teach:

Bible Lesson from Luke 16:1-15

Begin the lesson by asking students what kinds of things we need money for. Do they get an allowance? Do they see parents using money for things? (This discussion will vary depending on audience and ages)

What should we do with our money? If someone gave you money and asked you to get them something, what might be a wise thing to purchase?

For older students, read the parable of the shrewd manager, and chat about what they think it might mean.

For younger kids, focus on the last portion of it, looking at the emphasis of “choosing a master.”

**11** If then you have not been faithful in the unrighteous wealth, who will entrust to you the true riches? **12** And if you have not been faithful in that which is another’s, who will give you that which is your own? **13** No servant

can serve two masters, for either he will hate the one and love the other, or he will be devoted to the one and despise the other. You cannot serve God and money.” –Luke 16:11-13

Some people worship money, in a way. They think about it all the time, or work constantly in order to get more money. Some people are not responsible with money and run out of it easily.

**31** So do not worry, saying, ‘What shall we eat?’ or ‘What shall we drink?’ or ‘What shall we wear?’ **32** For the pagans run after all these things, and your heavenly Father knows that you need them. **33** But seek first his kingdom and his righteousness, and all these things will be given to you as well. **34** Therefore do not worry about tomorrow, for tomorrow will worry about itself. Each day has enough trouble of its own.. -Matthew 6:31-34

What does this mean? We want to focus on God first and foremost in all things. We want to be wise with our resources...that is, be careful to use our things and our money in ways that will benefit others and bring glory to God.

We also want to make sure we trust God, and try to think of Him when we are planning. How can we do that? We can pray, or read our Bibles, and certainly Ask ourselves (or someone we trust) what would be best.

Also, consider that the gifts God gives us are not all monetary...brainstorm with students what else God gives us, aside from money. He gives us talents, like being able to sing, or draw, or write, or dance, or make people laugh. He gives us time, which we can use to help one another or do things for Him.

These items do not have a price tag. And when we use them for God, we can be assured that we will have joy and peace. Our joy is not in things, but in the Maker of things:

**6** But godliness with contentment is great gain, **7** for we brought nothing



into the world, and[c] we cannot take anything out of the world. **8** But if we have food and clothing, with these we will be content. **9** But those who desire to be rich fall into temptation, into a snare, into many senseless and harmful desires that plunge people into ruin and destruction. **10** For the love of money is a root of all kinds of evils. It is through this craving that some have wandered away from the faith and pierced themselves with many pangs.**11** But as for you, O man of God, flee these things. Pursue righteousness, godliness, faith, love, steadfastness, gentleness. **12** Fight the good fight of the faith. Take hold of the eternal life to which you were called and about which you made the good confession in the presence of many witnesses. -1 Timothy 6:6-12

If we are focused on loving temporary things or money, we will find ourselves disappointed. This is an important warning for young and older students alike. Stuff doesn't satisfy, even if it might be momentarily appealing. Brainstorm with kids how they might find this "godliness with contentment."

When we are thankful for what we have, and pursue Christ, there's no time for silly yearning for things we don't have. Let's focus on the blessings of God!

**Close** with prayer and thank God for giving us amazing blessings. Ask for His help in wisely and responsibly using what He has given us.

Sunday School Craft on Stewardship

See craft for money and planning banks.

# Sunday School Lesson (Luke 14:25-35) Counting the Cost

This Gospel message can be somewhat challenging to communicate with children. Hating family members? Bearing crosses? The point to communicate and emphasize here is that we need to consider what it means to be a disciple. It might be difficult, but God goes with us and provides strength and hope for our journey.

In Luke 14:25-35 Jesus warns that we must count the cost of following Him.

## **Lesson focus:**

Following Jesus is not always easy, and can have challenges. We can be prepared for this, but also know that being disciples is worth the cost!

## **Passage:**

Luke 14:25-35 NIV

## **Materials Needed:**

Cross-shaped wood or ceramic pieces; popsicle sticks, pipe cleaners; beads; glitter; decorative supplies; Bibles

## **Lesson Opening:**

For this opener, invite students to contemplate the theme of cost consideration with monetary means as well as a traditional tale....some ideas include:

Count the cost...how much is it? Tell students that they have a budget, and provide a catalog or "menu" of sorts (this can vary depending on age range). Give them some time and have them select as many items as they care to within their given budget.

The Price is right...hold up pictures (or display items) of various price ranges. Invite students to guess what price things are, and discuss what they think might be more pricey or “worth it” for big ticket items.

The Little Red Hen, re-visited...introduce the “cost counting” topic with a classic story: The Little Red Hen! Feel free to help students act out or use any variation on the tale.

Explain to students that they will be talking about what it means to be disciples of Christ, and how there is a cost to following Jesus.

### **Bible Teaching** (Luke 14:25-35) Counting the Cost of Following Jesus

**Ask** students about things that they enjoy or do well. Does anyone play sports? Musical instruments? Artistic endeavors? Discuss what they have to do in order to excel at these things. To be better in athletics, you have to practice, do the drills, and put in effort to improve. To play an instrument, you need to also practice and maybe even take special lessons. You also have to maintain your equipment, whether uniforms and pads or instruments and accompanying pieces. Is it worth all of this work? Well, it is if you are passionate about your pursuit and wish to do it well!

Explain that when we talk about following Jesus, we have a similar calling. It isn't always easy. In fact, it's often quite challenging, and Jesus warned us of that. Have students look at the Gospel in Luke, and help them read what it **Says** (or have them read, if they are able):

**25** Now great crowds accompanied him, and he turned and said to them, **26** “If anyone comes to me and does not hate his own father and mother and wife and children and brothers and sisters, yes, and even his own life, he cannot be my disciple. **27** Whoever does not bear his own cross and come after me cannot be my disciple. -Luke 14:25-27

Does that sound a little harsh? Is Jesus actually telling us we have to disown our families and hate people? That doesn't seem like a positive way of achieving blessings, does it? Assure kids that Jesus does not want us to actually hate our families. After all, we are commanded to honor our parents. The warning here is that we are not to let families come before faith in Christ. Nothing should be more important to us than following Jesus, so He is admonishing people to check their hearts and be prepared to do whatever it takes to be a disciple. He warns them to be prepared...

**28** For which of you, desiring to build a tower, does not first sit down and count the cost, whether he has enough to complete it? **29** Otherwise, when he has laid a foundation and is not able to finish, all who see it begin to mock him, **30** Saying, 'This man began to build and was not able to finish.' **31** Or what king, going out to encounter another king in war, will not sit down first and deliberate whether he is able with ten thousand to meet him who comes against him with twenty thousand? **32** And if not, while the other is yet a great way off, he sends a delegation and Asks for terms of peace. **33** So therefore, any one of you who does not renounce all that he has cannot be my disciple. -Luke 14:28-33

If you are preparing to take a drive, or play a sport, or go on a hike, or bake bread, or essentially do anything, you have to get ready first. You have to look over what is required before you pursue your goals. Here, Jesus is telling people that they have to be prepared to be disciples they have to understand what it means. And what does it mean?

Put the cost of discipleship into more child-friendly terms. Fortunately, most kids (at least in first world countries) do not have to fear strong persecution for their faith. But there are things that they might have to set aside for the sake of Christ. Perhaps they can't practice on the Sunday morning soccer squad, because they have church. Maybe they have to wake up a little earlier in the morning to read the Bible. Maybe they put a dollar into the offering plate instead of purchasing candy. There are smaller and larger methods by which young folks might be called to follow Christ. Remind them, though,

that it is something we need to work at. If you want to follow Jesus, you do need to be disciplined to pray, read the Bible, and follow through.

**34** "Salt is good, but if salt has lost its taste, how shall its saltiness be restored? **35** It is of no use either for the soil or for the manure pile. It is thrown away. He who has ears to hear, let him hear." -Luke 14:34-35

What does this mean? Explain to children that we want to continually, daily remind ourselves of what it means to follow Jesus, and we want to genuinely be doing that: taking care of others, praying, reading.

HOWEVER, at the same time, it's also essential to let kids know that this is not how we are redeemed. Jesus has already paid the price for our salvation. He is still doing the work. God is the one who brings grace. Practicing discipline and being willing to work for Jesus is important, but all things we do are still through HIM and not our own efforts.

And there are great blessings that come when we are willing to do these things! Of course, we know that the greatest blessing will ultimately be our home in Heaven. But we also have the promise of wonderful things in this life. We have fellowship with God, creator and savior of the universe! That's pretty spectacular. We also have the opportunity to grow God's kingdom by bringing in more disciples. When Jesus called His first disciples, He demonstrated His power, and also told them they would be able to go out and make more disciples. Read this passage with children to emphasize the beauty of that ability and promise:

But when Simon Peter saw it, he fell down at Jesus' knees, **Saying**, "Depart from me, for I am a sinful man, O Lord." **9** For he and all who were with him were astonished at the catch of fish that they had taken, **10** and so also were James and John, sons of Zebedee, who were partners with Simon. And Jesus said to Simon, "Do not be afraid; from now on you will be catching men." **11** And when they had brought their boats to land, they left everything and followed him. -Luke 5:8-11

We get to do great things as children and followers in God's family. The best part is that we know we don't have to do these things alone. God will be with us. All that we do is through Christ. We are learners, followers, disciples of Him. And as such, we have the greatest and most merciful leader we could **Ask** for. What a blessing. Hallelujah!

Close with prayer and thank God for giving us strength and hope. **Ask** for His help in following Christ and pursuing discipleship, and offer grateful awe for the opportunity to do so.

See Cross Decoration Craft for Sunday School and How do I follow Jesus coloring page and crossword.

# **Sunday School Lesson (Luke 12:13-21)**

## **Parable of the Rich Foolish Man**

It's not all about the Toys...and the Ferrari won't take you to Heaven —  
Sunday School Lesson on Proper Priorities

Students are often bombarded with messages that proclaim the glory of “stuff.” It is easy to see others with fine clothes, cars, and toys, and want what they have. Even as adults we struggle with prioritizing worship and what we put first in our lives. This story seeks to remind students that God should always be number one, and if we don't place Him in that priority spot, negative things can happen. We never know what God has for our lives, and we can't cling to “stuff” for our happiness.

### **Lesson focus:**

We should put God first in our lives and avoid greed by being grateful for the blessings He has already provided.

### **Passage:**

Luke 12:13-21 (continuing into verses 22-34 as well)

### **Materials Needed:**

Catalogs or pictures of items to purchase, pencils, small candies or toys, paper bags, decorative materials, paper plates, string, magnets, envelopes, small boxes, papers, Bibles

### **Description:**

Luke 12:18 And he said, This will I do: I will pull down my barns, and build greater; and there will I bestow all my fruits and my goods.

The parable of the Rich Fool Luke 12:18 — And he said, This will I do: I will pull down my barns, and build greater; and there will I bestow all my fruits and my goods.

### **Activities to Introduce the Lesson:**

Some activities are better for older or younger students. Depending on your audience, timing, and available resources, the suggestions here can be switched around or easily adjusted:

“What would you get?” (Good for older students) provide students with a catalog or list of potential items. Give them an imaginary amount of money and have them select a list of items they would purchase if they had that money. Talk about why they chose certain things.

“How much can you hold?” challenge...provide children with paper sacks (the flimsier the better!) and spread small toys and/or candy items on the floor. Encourage them to see how much they can stuff into the bags, but there’s a catch: they cannot support the bag underneath, but must hold with one hand. If the bag rips, they don’t get a new one to start over.

“Will it fit?” Have students split into teams. Provide each team with a small or medium box. Have them relay race across the room to pick up items and stuff them into the boxes. See which team can hold the most items in their boxes. Is it hard to fit more items in the box?

Store the grain: Also relay style, let two groups relay race to pick up rice (or cereal or beans) from a large box across the room. The catch is that one team can use a cup, and the other can only use a spoon (or smaller cup). Which team picked up more? After measuring, have teams swap so that the losers become the winners!

Explain that today’s story will feature a man who thought he could be happy if he had a lot of things. Jesus reminded him of what should be the most important priorities. We should also remember what’s key in our lives, and always put God first.

Ask students to describe their most valuable things. What do they have that they love the most? If they had to leave home and only take a few things,



what would they want? Explain that in today's Bible story, we are looking at someone who was concerned about things and wanted to make sure he got all of the stuff he thought was coming to him. It started with a real question that someone brought to Jesus:

**13** Someone in the crowd said to him, "Teacher, tell my brother to divide the inheritance with me." **14** Jesus replied, "Man, who appointed me a judge or an arbiter between you?" **15** Then he said to them, "Watch out! Be on your guard against all kinds of greed; life does not consist in an abundance of possessions." -Luke 12:13-15

Someone was trying to get Jesus to settle an argument. They were wanting to make sure they got a share of money, and felt angry that they weren't receiving it. This person asked Jesus to force the money on him. But Jesus gave an interesting answer. He wanted to make sure people did not prioritize material things, and told a story about that:

**16** And he told them this parable: "The ground of a certain rich man yielded an abundant harvest. **17** He thought to himself, 'What shall I do? I have no place to store my crops.'**18** "Then he said, 'This is what I'll do. I will tear down my barns and build bigger ones, and there I will store my surplus grain. **19** And I'll say to myself, "You have plenty of grain laid up for many years. Take life easy; eat, drink and be merry.'" **20** "But God said to him, 'You fool! This very night your life will be demanded from you. Then who will get what you have prepared for yourself?' **21** "This is how it will be with whoever stores up things for themselves but is not rich toward God." -Luke 12:16-21

Have you ever moved? It seems like when we have to pack up everything we own, we often find things that we had forgotten about, or things that we don't really even need. Some people manage to acquire so many things that they need to get bigger houses, or get boxes or storage units to put their things into. In this story, the man had so many things that he had to build a bigger barn. He thought he could relax and enjoy life, but before the day was done his life was over! We can't take anything with us when we die. None of

our material things will last forever. Jesus knew this and wanted to remind His listeners of how important it was. Our lives cannot rely on our stuff, but on the maker of all things, on God. Jesus reminded His people that God handles everything we need. We might not always have every little thing we think we want, but we will have what we NEED. God promises this!

Then Jesus said to his disciples: “Therefore I tell you, do not worry about your life, what you will eat; or about your body, what you will wear. **23** For life is more than food, and the body more than clothes. **24** Consider the ravens: They do not sow or reap, they have no storeroom or barn; yet God feeds them. And how much more valuable you are than birds! **25** Who of you by worrying can add a single hour to your life? **26** Since you cannot do this very little thing, why do you worry about the rest? **27** “Consider how the wild flowers grow. They do not labor or spin. Yet I tell you, not even Solomon in all his splendor was dressed like one of these. **28** If that is how God clothes the grass of the field, which is here today, and tomorrow is thrown into the fire, how much more will he clothe you—you of little faith! **29** And do not set your heart on what you will eat or drink; do not worry about it. **30** For the pagan world runs after all such things, and your Father knows that you need them. **31** But seek his kingdom, and these things will be given to you as well. **32** “Do not be afraid, little flock, for your Father has been pleased to give you the kingdom. **33** Sell your possessions and give to the poor. Provide purses for yourselves that will not wear out, a treasure in heaven that will never fail, where no thief comes near and no moth destroys. **34** For where your treasure is, there your heart will be also. -Luke 12:22-34

How can we build up treasures in Heaven? For one thing, we recognize that this world is not our home. There isn't a problem with having nice things. It's only an issue when we make those things the most important part of our lives. We want to recall all that God has blessed us with. We want to put Him first and foremost. We need to place priority on God and His people. And we can use our money to further that, too. We need a certain amount of money, but it's all mobile and flexible. It will pass away. Heaven and the Kingdom of God will last forever!

**Close** with prayer and thank God for His amazing gifts and provision in our lives. Ask for help in placing Him first and foremost in our priorities.

For where your treasure is, there your heart will be also. –Luke 12:34

Treasure in Heaven Craft Idea, coloring page, Needs vs Wants chart

# MARCH



# “The Widows Two Coins” Sunday School Lesson based on Mark 12:38-44

**Opening Activity** – Two Coins – Calculating Tithes

**Supplies** –coins or pretend money, offering basket

**Pre-class Prep** – make a small stack of money for each child, in \$0.10 increments between \$0.10, and \$1.00. Make a final stack to include just \$0.02.

Talk to the kids about tithes and offerings.

Tithe = 10% of income

Offering = anything extra

Then, go over how to calculate the tithe, by moving the decimal over one place to the left. Depending on the age of the class, you may be able to skip this step.

Lastly, hand out each persons money and give them a minute to figure out their tithe.

This will lead into the lesson, so have them hold on to their money until it is time.

## **Lesson – Two Coins**

Did you know that the Bible has a lot to say about money? That’s because money is actually really important. That’s how we buy things like food and medicine, which we need in order to live.

But did you know that God asks us to give Him money too? He does, but He doesn't use His money to buy Himself groceries or visit the doctor. God uses His money to support the pastors and missionaries and helpers that tell other people about Jesus. They use that money to buy their families the food and things they need. Or maybe they use that money to travel to far off places so they can tell others about Jesus. Or they might even use that money to buy Bibles, craft supplies, and toilet paper for the church to use. It's kind of weird to think about God needing to buy toilet paper, but it's true.

In the Bible, Jesus and His disciples were sitting together outside of church, and they could see everyone bringing their money in to give to God. There were some of rich people bringing in a whole lot of money. They gave their tithe of 10%, just as God told them.

You all still have your money, don't you? I think it's time to bring our money up for we can make a tithe. If you have \$1.00, stand up and come to the front. These are the super rich, and the Bible says that really liked it when people noticed them. When they went to the church to pay their tithe, they wanted people to notice them, AND they wanted people to notice just how much money they were giving.

So, rich people, how much money is your tithe? \$0.10, good job! Now, when you put it in the basket, I want you to make sure everyone is watching, just like the rich people in the Bible.

Ok, now I want each one of you to come up and give your tithe (\*except the child with \$0.02). And just like the rich people, I want you to make sure everyone is watching.

You all did an amazing job! But we actually have one more person to bring their money up. This is the poorest person of all. In the Bible, it was a widow, which means it was a woman whose husband had died, and she was very, very, very poor. When she brought her money up, she did it quietly, so no one really knew what had happened. Except for Jesus.

So, it looks like our poorest person just dropped in 2 pennies. Which might actually be more than some of you put in. But remember, this is the poorest person, so that means this was more than just a tithe; this was an offering.

Let's see what Jesus had to say about it.

Jesus called His disciples together and told them that the widow had given more money than everyone else combined. Do you think that's true? Let's count it out. Our poorest person gave \$0.02, and everyone else gave \$\_\_\_\_\_.

So did the poorest person give more, or less, than everyone else combined? It looks to me like they gave less. WAY less actually. But let's see what else Jesus had to say about it, because Jesus is always right.

Jesus told His disciples that the rich people gave, but they also kept a whole lot for themselves. But the widow, she gave absolutely everything she had. I mean, EVERYTHING. The only money she had was \$0.02, and she she gave all of that money to God, leaving her with nothing.

Wow, I guess Jesus is right; she did give more. She gave everything, while everyone else gave only a little.

It doesn't matter to God if we give \$1 or \$1 million. What He cares about is that we give out of love. Not looking for attention. Not because we have to. Not because everyone else is doing it. God wants us to give to Him because we love Him, and we want others to be able to know Him and love Him too.

## **Activity A – Two Coins – Bible Verse Challenge**

**Supplies** – Bibles

**Verse** – Mark 12:42-44

Pass out Bibles to students. Bibles should be closed and sitting on the table face up in front of each child. When you **Say** go, have the kids look up this week's Bible verse. As each child finds the verse, have them stick one finger on the verse and quietly raise their other hand. The first one to find the verse gets to read it to the rest of the class.

Help younger kids and new kids find the verse by following these steps.

Look in the Table of Contents for the book you are looking for. Make an effort to show them if it is found in the Old Testament or New Testament to help them in the future. Then open the Bible to the page number listed in the Table of Contents.

Show them the large numbers in the text, known as the chapters. Flip through pages until you find the large chapter number you are looking for.

Then scan through the text with them pointing out the smaller verse numbers until the correct number is found.

## **Activity B – Two Coins – Tithe, Save, Spend**

**Supplies** – envelopes, markers

Give each child three envelopes and some markers. On each envelope, have them write one of the following on the front: Tithe 10%, Save 45%, Spend 45%. Then, on the back, have them write at least one item that money could be used for.

Use the coins from earlier to help kids learn to divide their money between the three envelopes.

## **Closing Prayer – Two Coins**



Ask for a volunteer to pray for the class before leaving, and encourage them to thank God for giving us the chance to help bring more people to know Him by giving our money.

See Tithes and Offerings worksheet, crossword puzzle

# “Putting God First: The Rich Man & Lazarus”

## Sunday School Lesson on Luke 16:19-31

First Things First... Kids Bible Lesson on Making God Number One in our Lives. When teaching children, there are often passages that come along which are more challenging to work with than others. The rich man and Lazarus can be one of those stories that is confusing to interpret, much less communicate to kids. In this lesson, the tale of two men is combined with some words from Paul to Timothy, and used to emphasize the importance of putting God first in our lives above all other things.

### **Lesson focus:**

God should be the most important part of our lives. When we let other things get in the way or distract us, we often wind up confused and disappointed. We should continue to pray and re-focus our hearts on the Lord.

### **Passage:**

Luke 16:19-31; Matthew 6:31-34, 1 Timothy 6:6-21

### **Materials Needed:**

Construction paper; paper plates; glue; brad fasteners; oil; water; glitter; small jars or empty water bottles; tape; scissors; decorative supplies; Bibles

Start off with some games to emphasize ordering and arranging things...the goal is to open the conversation to discuss proper order in lives, and how critical it is to follow God's directions:

- (Younger students) How should it go? Provide several pictures depicting a well-known story, or showing how something should be done. Have students put the pictures in order to show which way things should be done correctly. Discuss why things should be done in a certain order.

- (Older students) Play a little out of order game...do an activity with kids, such as making a sandwich or putting something together. However, while doing it, scramble the order of how you are doing things, and make it more random/less orderly. Explain to students that today's lesson has to do with putting God first in our lives and responsibly spreading His good news to others.

### **Lesson Plan:**

It may be necessary to summarize this story for younger audiences, or at least to be on hand for questions and clarifications. Older students are probably capable of capturing the main gist of this tale, but solid discussion is still a good idea. This story has to do with trusting in the wrong thing. Obviously, there are tones of heaven and hell involved, and implications of consequences for actions and reversals of earthly status. Within those elements, though, be on the look-out for the message that riches don't buy happiness or salvation:

"There was a rich man who was clothed in purple and fine linen and who feasted sumptuously every day. 20 And at his gate was laid a poor man named Lazarus, covered with sores, 21 who desired to be fed with what fell from the rich man's table. Moreover, even the dogs came and licked his sores. 22 The poor man died and was carried by the angels to Abraham's side.[f] The rich man also died and was buried, 23 and in Hades, being in torment, he lifted up his eyes and saw Abraham far off and Lazarus at his side. 24 And he called out, 'Father Abraham, have mercy on me, and send Lazarus to dip the end of his finger in water and cool my tongue, for I am in anguish in this flame.' 25 But Abraham said, 'Child, remember that you in your lifetime received your good things, and Lazarus in like manner bad things; but now he is comforted here, and you are in anguish. 26 And besides all this, between us and you a great chasm has been fixed, in order that those who would pass from here to you may not be able, and none may cross from there to us.' 27 And he said, 'Then I beg you, father, to send him to my father's house— 28 for I have five brothers—so that he may warn them, lest they also come into this place of torment.' 29 But Abraham said,

'They have Moses and the Prophets; let them hear them.' 30 And he said, 'No, father Abraham, but if someone goes to them from the dead, they will repent.' 31 He said to him, 'If they do not hear Moses and the Prophets, neither will they be convinced if someone should rise from the dead.'" -Luke 16:19-31

Of course, we do not know exactly what will happen to us after life. So what are we to take from this story? We know that things in this life are not what will be forever. If we have difficulty now, it won't last forever. And if we think this life is easy and we don't need to do anything for God's kingdom, that can change quickly too!

So we cannot place all of our energy and effort on things that don't last. We want to remember that things like money and glory do not remain forever, and we should not chase after them constantly.

As for the rich in this present age, charge them not to be haughty, nor to set their hopes on the uncertainty of riches, but on God, who richly provides us with everything to enjoy. 18 They are to do good, to be rich in good works, to be generous and ready to share, 19 thus storing up treasure for themselves as a good foundation for the future, so that they may take hold of that which is truly life. -1 Timothy 6:17-19

This is a theme that we visit a lot in the Bible...earthly treasures don't last! So how can we hope to put our treasures in more Heavenly matters? Well, we certainly pray for guidance on such things. We can remember to take time for relationships and peoples' lives, which do last and have significance.

We can be generous with what we have and enjoy it, and we can put effort in our character. It is hard sometimes to know what it means that we care more about what's inside. But consider what "inner qualities" are lauded in the Bible:

But godliness with contentment is great gain, 7 for we brought nothing into the world, and[c] we cannot take anything out of the world. 8 But if we have food and clothing, with these we will be content. 9 But those who desire to be rich fall into temptation, into a snare, into many senseless and harmful desires that plunge people into ruin and destruction. 10 For the love of money is a root of all kinds of evils. It is through this craving that some have wandered away from the faith and pierced themselves with many pangs.11 But as for you, O man of God, flee these things. Pursue righteousness, godliness, faith, love, steadfastness, gentleness. 12 Fight the good fight of the faith. Take hold of the eternal life to which you were called and about which you made the good confession in the presence of many witnesses. -1 Timothy 6:6-12

“Godliness with contentment...” what does this mean? We recognize again that God’s hand is present in all that we do. Craving money is not for the people of God. Pursuing positive things (righteousness, faith, love, etc.) is like embodying the fruits of the spirit: with genuine understanding and pursuit, in time these blessings will come. If we allow our lives to get out of order, we are in danger of losing the peace and purpose that accompany putting God first in our lives. Never forget Christ’s words in Matthew:

Therefore do not be anxious, Saying, ‘What shall we eat?’ or ‘What shall we drink?’ or ‘What shall we wear?’ 32 For the Gentiles seek after all these things, and your heavenly Father knows that you need them all. 33 But seek first the kingdom of God and his righteousness, and all these things will be added to you. “Therefore do not be anxious about tomorrow, for tomorrow will be anxious for itself. Sufficient for the day is its own trouble. -Matthew 6:31-34

Close with prayer and thank God for giving us amazing blessings. **Ask** Him to help us put Him first in all things, and to understand how to live that way.

### **Craft Activities**

“Putting God First” Paper plate “Time for God clock”

Help students make a decorative reminder to keep their hearts focused on God above all other things:

- Decorate a paper plate with descriptions of activities and things that take up time and attention in our lives. At the top, write "GOD."
- Glue a long arrow in the center of the plate, pointing up to the word "God".
- Attach a smaller arrow, using a brad fastener, so that it can swing between the lesser important events in life.
- Attach a Bible verse and, if desired, string for hanging. "Lava jar" to remember that things will settle in the end (good and evil, sin and blessing...)
- Decorate the outside of a small jar or bottle, using stickers and markers.
- Carefully pour in water.
- Add oil, and if desired food coloring and/or glitter.
- Tape the lid shut.
- Shake it up and enjoy!

See Putting God First craft...

It is important to give kids positive reminders about placing God first and foremost in their lives. It's easy to be distracted and misguided, but it's also easily helpful to provide visuals that point back to the Lord. The "clock" craft here is a decorative reminder for kids to keep their hearts focused on the "number one" thing first and foremost. The "lava lamp jar" is an interpretation of the Rich Man and Lazarus story. It might be confusing to delve into elements of Heaven and Hell (especially when we really can't know the details ourselves!), but we can emphasize the importance of justice and long-term satisfaction. Just as the elements of the jar get mixed up and then settle into layers, we can be sure that in our lives what seems "mixed up" or unfair will one day be put right and sorted out, according to God's will. Bible Verses or captions for these craft activities: But as for you, O man of God, flee these things. Pursue righteousness, godliness, faith, love, steadfastness, gentleness. -1 Timothy 6:11

But seek first the kingdom of God and his righteousness, and all these things will be added to you. –Matthew 6:33

Put God first! Let everything else come later...

All will be right in the end...look to God first.

# Children's Bible Lesson: A Generous and Sacrificial Giver

---

 [ministry-to-children.com/bible-lesson-about-giving](https://ministry-to-children.com/bible-lesson-about-giving)

Giving is a subject often preached upon in churches. Many adults need a reminder and admonition to practice giving regularly. Even though our children do not have a regular income (aside from a possible allowance), they still need to begin learning about what the Bible teaches about being a generous and sacrificial giver. This lesson focuses on the story of the poor widow who gave away all she had even though it was a meager two copper coins.

**Bible Passage:** Mark 12:41-44

**Bible Story Title:** A Generous and Sacrificial Giver

**Learning Objective:** The children will learn what it means to give generously and sacrificially.

**Materials Needed:** Play money in small bills, pictures/clip art of items a child would want to buy (types of toys, favorite foods, vacations to Disney or a tropical place, etc.) with play prices included, pictures/clip art of ways to give money (church, a friend in need, a charity, a missionary, etc.)

**Hook:**

1. Pass out pre-designated amounts of play money to the children giving the children varying amounts.
2. "I am passing out some money to all of you. You will not all receive the same amount. I first want each of you to count how much money you have." Allow them time to count their money.



3. "This morning you will get to use your play money to buy some pretend things you would like. You also can choose to give some of your play money away."
4. Lay the pictures of items to buy and ways to give out on a table or tape the pictures to the front chalkboard.
5. "Each of you will come up to the front and choose some things you want to buy and then give me the money needed to buy it. You may also choose to take some of your money and give it away."
6. Each child will come up to buy and/or give.
7. There will be one child you have chosen and spoken with ahead of time who will be given the smallest amount of money to begin the activity. Discuss with them ahead of time that they will not buy, but instead give all of their money away.
8. After the completion of the activity, discuss with the children what occurred. Talk about how much money they had to start, what they chose to buy, and how much they chose to give away. Be sure to discuss with them the "why" and reason behind their choices. Talk about the child who was given the least, yet gave away everything.

### **Book:**

1. "Thinking about what we just experienced together, I want you open your Bibles to Mark chapter twelve. We are going to read a story about a woman who was a generous and sacrificial giver."
2. Read aloud verses 41-44.

### **Look:**

1. "In this passage, Jesus is observing what people were giving to the church. The rich people put in a lot of money and then a poor widow came to give two small copper coins which equaled one penny. Who do you think God appreciates more? The rich people who gave a lot or the poor widow who gave a penny?" Receive answers from the children.

2. Reread verse 43. "Why does Jesus **Say** the widow put in more than anyone else? Didn't she only give one penny?" Receive answers from the children.
3. "Jesus explains to us why in verse 44. The rich people, even though they may have put in a lot of money, it was still only a little bit of what they had. But, the widow gave everything she had to the church. She only had one penny and she gave away the whole penny." Relate the rich people and poor widow back to what happened during the "hook" part of your lesson.
4. "The poor widow gave generously and sacrificially. What do you think it means to give generously?" Receive suggestions from the children.
5. "To give generously, means giving away your money without being concerned about having enough left over for yourself. Giving generously means you give a lot of what you have."
6. "What do you think it means to give sacrificially?" Receive suggestions from the children.
7. "To give sacrificially, means we are not selfish with our money because we want to buy a new video game or doll. Instead we give up getting our new toy to give the money away to the church. We give away what we have as a sacrifice for what we want."

### **Took:**

1. "What are some ways that you can give of what you have to others? It doesn't just need to be money." Take input from the children.
2. "You can give some of your allowance to the offering plate on Sunday mornings. You could share your jump-rope or ball with a friend at school who wants to play with it. You could share your toys with your little brother or sister even when you want to be playing with your toys all by yourself. You can give away your time to help someone who needs you."
3. "God loves those who give generously and sacrificially."

### **Tips:**

1. For the “hook” activity, keep the play money in small amounts the children know how to count. For K-2, the money should be in ones and fives. For 3<sup>rd</sup>-5<sup>th</sup>, they can handle ones, fives, tens, and twenties. Keep the dollar amounts for the items to buy easy to count. For example, a child is given 10 one dollar bills to start. A vacation costs \$5 and a stuffed animal costs \$1. Then, the child has \$4 left which they can keep or give a chosen amount away to a missionary or to church.
2. There is no need to include a price on the ways to give as you want the children to have the freedom to give as much or as little as they choose.
3. The ultimate goal of the activity is not to teach the children how to exchange money, but to think about how much they chose to give away versus how much they chose to spend. Keep it simple!

# CRAFTS & COLORING PAGES



# Why Not Have Fun with Your Kids Church Offering?

God has blessed us richly in this life, and the natural reaction to that blessing should be a desire to give back. The Bible also tells us that God loves a cheerful giver. So, how do you convey that excitement about giving to children and encourage them to give themselves. Obviously, it begins with teaching them the biblical reasons and mandate for giving, but it also helps to inject a little bit a fun into the process. If the Bible tells us that God loves a cheerful giver, there is nothing wrong with injecting some fun and cheer into the actual giving process. By doing so, the children in our ministry get to develop the habit of doing something that God calls us to do, and enjoy the actual giving part at the same time.

This is a great way to sponsor a child with your children's ministry.

With that in mind, our ministry recently ordered some miniature wishing wells from Spiral Wishing Wells to use during our offering time. The wishing wells are those things that you find in malls and at the zoo where you start a coin rolling down a shoot and it rolls around and around until it finally makes its way into the hole in the bottom of the wishing well. I know that every time we pass one, no matter what the cause, my kids empty their pockets and mine of any coins before we can move on. There is just something captivating about watching the coins go round and round. The miniature ones are affordable at only \$20-\$25 depending on how many you order. We ordered two.




<https://youtu.be/MjO6YEFT3Bg>


If you attend a large church with a larger budget, the larger wishing wells are available as well, but the small ones work just fine for our purposes.

At the beginning of our offering time, we place the wishing wells at the front of the classroom on either side of the room. We explain why we take an offering every week and why giving is important. We explain what cause their offering goes to, and then we invite kids to come forward and give their offering while some music plays in the background.

The first week we brought out the wishing wells to use in offering, the kids were fascinated with them. They all wanted to rush forward to watch the coins drop into the wishing well, but we only let those kids who had brought offering come forward to use them. By doing so, we have created some additional excitement about giving and encouraged the kids to save their coins to drop in the wishing wells at church to support another child half way around the world.




I am a  
Good  
Steward



I am a  
Good  
Steward



I am a  
Good  
Steward



I am a  
Good  
Steward

IMAGES FULL COPYRIGHT © 2 SUPER TEACHERS

# I WANT TO GIVE TOO!

By giving, I'm saying "thank you" to God.

My NAME is...



DRAW a picture or WRITE about what you plan to give this year!




If you need some ideas here are a few:

- I want to help my family.
- I want to give one of my toys to someone.
- I want to give some of my allowance to a missionary.





**No one can serve two masters.**

Matthew 6:24



# Rich Builder Coloring Page





Mandy Groce '10

ministry-to-children.com

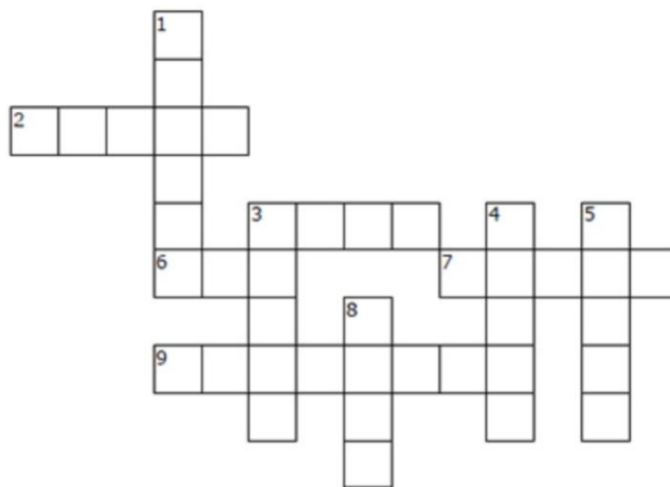
# Cost Of Discipleship

## Crossword

### The Cost of Discipleship

And anyone who does not carry his cross and follow me cannot be my disciple. Luke 14:27 (NIV)

This puzzle is based on Luke 14:25-33 (NIV)



#### ACROSS

2. To form something by combining materials or parts; to construct
3. The amount paid for a something; the price
6. Fighting between two or more countries
7. Coins or currency used to buy things
9. A follower of Jesus

#### DOWN

1. To take someone as a model; to imitate
3. A wooden structure consisting of an upright with a horizontal beam
4. A very tall, narrow building, or part of a building
5. The opposite of war
8. A male ruler in some countries

cost	king	tower	cross	money
follow	war	peace	disciple	build

# Cost Of Discipleship

## Word Search

### The Cost of Discipleship

And anyone who does not carry his cross and follow me cannot be my disciple. Luke 14:27 (NIV)

The puzzle is based on Luke 14:25-33 (NIV).



K W M V S T W E S T I M A T E  
S P U S E O T T O W E R C S D  
Z J O K L E W P E C P L O P I  
Z R C L L I A Z N A X U S H U  
C U O P K T R X P R W C T K Y  
M F M C V H O J R R O B E A Q  
J O Y M C O U P G Y B L W N G  
C L N Q P U O P R S P U Z N M  
E V Y K E S A Z T I Q R I E B  
C N O K A A F L C N Y L G L H  
J R O I C N I S S E E R G S D  
N E O U E D I P N V A N I G E  
Z X S W G D V O A L S N N K X  
I A I U D H M R S F I I W O Y  
B V M C S S T C O F K D X O N

PEACE	ENOUGH	TRAVELING	TOWER	LARGE
FINISH	CROWDS	COMPLETE	CROSS	MONEY
JESUS	WAR	DISCIPLE	BUILD	KING
CARRY	COST	FOLLOW	ESTIMATE	THOUSAND

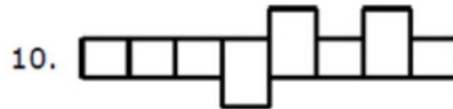
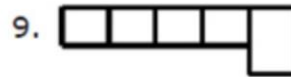

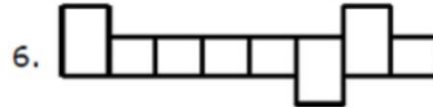
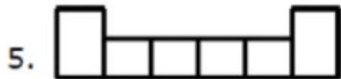

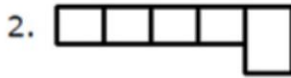
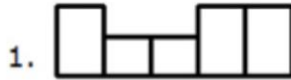
# Cost Of Discipleship

## Word Shape

### The Cost of Discipleship

And anyone who does not carry his cross and follow me cannot be my disciple. Luke 14:27 (NIV)

Enter the correct words in the boxes based on the shape of the letters.



tower	follow	finish	carry	cross
build	disciple	complete	cost	money

# Cost Of Discipleship

## Decoder

### The Cost of Discipleship

And anyone who does not carry his cross and follow me cannot be my disciple. Luke 14:27 (NIV)

Each number represents a letter of the alphabet. Substitute the correct letter for the numbers to reveal the coded words.



1	2	3	4	5	6	7	8	9	10	11	12	13	14	15	16	17	18	19	20	21	22	23	24	25	26
V	G	X	K	J	Y	E	U	Z	F	R	L	O	Q	I	H	T	A	W	N	P	S	D	M	C	B

1. 25-18-11-11-6 \_\_\_\_\_
2. 10-15-20-15-22-16 \_\_\_\_\_
3. 26-8-15-12-23 \_\_\_\_\_
4. 25-11-13-22-22 \_\_\_\_\_
5. 10-13-12-12-13-19 \_\_\_\_\_
6. 24-13-20-7-6 \_\_\_\_\_
7. 23-15-22-25-15-21-12-7 \_\_\_\_\_
8. 25-13-22-17 \_\_\_\_\_
9. 17-13-19-7-11 \_\_\_\_\_
10. 25-13-24-21-12-7-17-7 \_\_\_\_\_

DISCIPLE	BUILD	COST	TOWER	COMPLETE
CROSS	FOLLOW	MONEY	FINISH	CARRY

# Craft: Money and Planning Banks

Help students create their own special “banks” to practice responsibility with money and planning. Encourage them to use their banks for more than just coins: prayer requests, praises, ideas, and thank yous can also fill the coffers.

Create a simple paper bank: Decorate a large sheet of construction paper, including stickers and a verse or caption (“my tithes” or “my heart belongs to God”). Cut out a flap and attach it to another piece of paper for background.

Recycle an old container for a bank. This works with a used coffee can, oatmeal container, tissue box, or other empty clean container. Have students (or help students) cover in construction paper or wrapping paper. Decorate as desired and cut an opening in the top.

---

## Craft : Heart “bank” for prayers and pennies

Giving My Heart to Jesus Bible Craft

You will need:

Paper

Scissors

Stickers (if desired)

Glue

Markers/decorative materials

Procedure:

Cut a heart shape out of one piece of paper.



Write on and/or decorate the paper to be the front of the “bank”

Glue the heart onto another background paper, placing the glue around the outer edges to leave room in the center. Alternatively, attach an envelope or flap to the heart for easier removal. Use for collecting money or prayer request slips.

---

Craft : Tithing Bank

Tithes to God Bible Craft for Sunday School

Supplies:

Paper or wrapping paper

Tape

Scissors

Markers/decorative materials

A small container of some sort (shoebox, oatmeal can, tissue box)

Directions:

Cut a slit in the top of the box or container, to have a slot for the “bank.”

Wrap the paper around the container and secure with tape.

Attach additional decorations or captions as desired.

---

## Craft Idea: Cross Decoration

Some craft examples for this Sunday School Lesson

Remind students that when they are practicing discipleship, they are following Jesus. Fortunately, Jesus has done the heavy lifting for us already! So we are to look to Him for support and strength. Yes, it can be tough to follow Him wholeheartedly, but it is also a huge blessing in our lives. To

recall and celebrate this, have students make a special cross-themed craft, and attach a helpful caption like “Look to the cross”, “Jesus is my hope and strength”, or a part of one of the Luke verses quoted in this lesson (maybe the fishers of men part, or one of the more encouraging components...not so much the element of hating family and friends). There are many excellent ways to get crafty with crosses. Consider perhaps:

Sand art with glue and colored sand

Using special adhesive to fashion a cross out of pennies (really “count the cost”!)

Glue tissue paper in a cross shape to create a mosaic of sorts  
Make “stained glass” by rubbing a bit of baby oil over a crayon-colored cross

Make a special three-dimensional cross with contact paper and small items (sequins, glitter, feathers, flower petals) inside

Glue beads onto popsicle sticks and attach in cross-shapes  
Paint egg cartons and tie together in cross-shape with ribbons

Make a beaded cross with pipe cleaners and multi-colored beads

Outline a cross and use whatever media (markers, paint, pastels, colored pencil, crayon) you prefer to fill it in!

.....  
Treasure in Heaven Craft Idea

Count your blessings magnet/decoration...have students create a decoration to remind themselves of God’s provision and blessings, and to consider the importance of putting Him first in life and putting treasure in Heaven. Provide card stock or paper plates, and help students identify positive blessings in their lives to write down or represent in

pictures. Help students attach ribbons to hang the decorations, or place magnets on the back to attach to a magnetic surface. Place the verse (Luke 12:34) on the decoration to remember the lesson.

Alternately (or in addition), help students create special tithing envelopes or boxes. Remind them that money isn't everything, and that God **Asks** us to use our money in wise ways. Making donations to charity or tithing to the church can be helpful in this pursuit. Provide decorative materials (coloring, stickers) and envelopes and/or boxes. Encourage students to add personal flair to their boxes, and to keep them handy for extra change or spare cash.

---

### “Needs Versus Wants” Worksheets & Object Lesson for Children

On Sunday in my Pre-K/K Sunday School class, we were learning about the parable that Jesus told about the rich fool in Luke 12:16-21. This is a great parable to talk about needs vs. wants. I created this worksheet so that I could discuss this concept with my young students. I started the conversation with talking about what we needed to survive. I then named off some things that we don't need like toys and candy.

Then I handed out the needs/wants pictures page to each child. I had cut off the bottom blank portion of the page saving it for if we had time to do it. While the children were cutting out their needs/wants cards, I taped the needs/wants base onto the color of construction paper that each of them chose. After they were done cutting, I had the children take turns choosing a card to talk about. We discussed if the card was a need or a want. Some were questionable, depending on

amount. For example, we need clothes, so it went in the need column. But, we also discussed that we don't need to buy new clothes all the time.

I left the bottom portion of the cards blank so that the children can draw their own pictures of different items that could be a need or a want. Then they can write the word that matches the picture.

This was a big conversation activity and it was really enjoyable with my students.

food



water



toys



candy



blanket



bike



shelter



television



dessert



clothes



phone



Jesus



Needs

Wants

Learn About  
**Tithes and Offerings**

Tithes and offerings are money that we bring to church to help do God's work.

**What is a Tithe?**

In the Old Testament God told people to give him one-tenth of what they earned. He still wants us to do this today. This is called a tithe.


If you earn ten cents  your tithe is one cent. Circle or color one cent.



If you earn one dollar  your tithe is ten cents. Circle or color ten cents.



If you earn ten dollars  your tithe is one dollar. Circle or color one dollar.



**What is an Offering?**

If you bring more money than just a tithe, that is an offering.

**Verses about Tithes and Offerings**

Read each verse, and complete the statement.

Deuteronomy 14:22 says to give a tithe, one \_\_\_\_\_ of what you earn.

Malachi 3:10 says to bring the \_\_\_\_\_ tithe to the Temple or storehouse.

Luke 11:42 says to tithe AND to show \_\_\_\_\_ for God too.

1 Corinthians 16:2 says to bring some money every \_\_\_\_\_ (first day of the week).

Word List: love, Sunday, tenth, whole



## What Does a Church Spend Money For?

Here are some things a church may spend money for. Find the words in the puzzle.

BIBLES  
BOOKS  
CHAIRS  
CLEANING  
COMPUTER  
COPIER  
CRAYONS

CRIBS  
DESKS  
DISHES  
ELECTRICITY  
FOOD  
GAS  
INK

MARKERS  
MICROPHONES  
MUSIC  
PAPER  
PASTOR  
PENCILS  
PENS

PEWS  
PLUMBING  
REPAIRS  
SCISSORS  
SECRETARY  
TABLES  
TOYS

G H M I C R O P H O N E S T C O P I E R  
I P E N C I L S I Y E R E C H A I R S C  
M L A L S A P X P G I S C D I N C U O R  
A U P S Q R S A N A D O R O E S I F C A  
R M E A T K T I P E N S E T S O S N L Y  
K B W T S O N E I E C U T A B U U O K O  
E I S E Y A R W B R R T A B I F M M R N  
R N D S E C O M P U T E R L R V O R N S  
S G E L E C T R I C I T Y E C J K O S A  
Z A C E S K O O B I B L E S E H S I D G

## Special Offerings

Sometimes a church takes a special offering. Use the code to find out what the offering might be for.

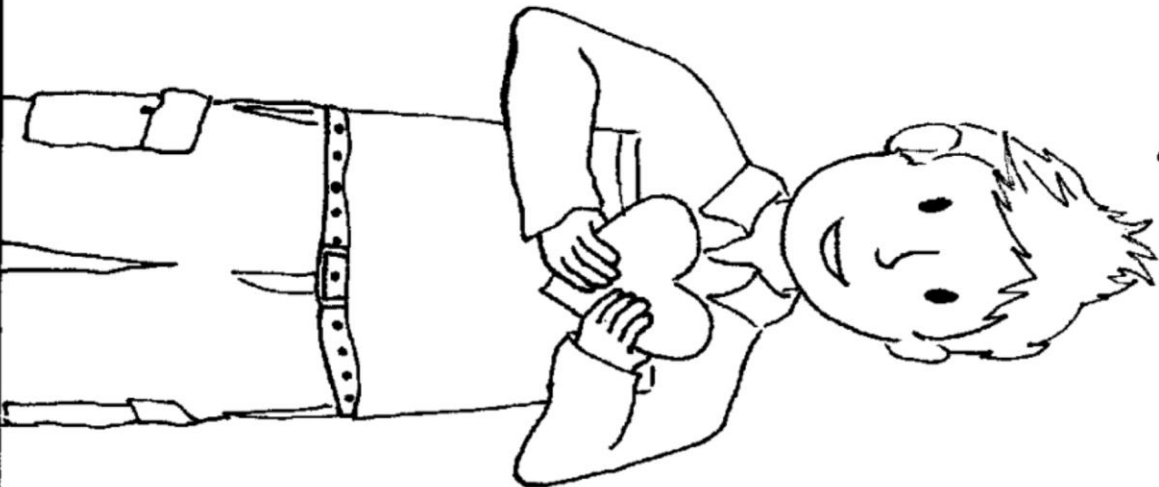
■ ● ☆ ⊕ ■ ● ○ ☆ ⊙ ⊙ □ ⊙ ☆ ⊕  
⊕ \* \* □ ■ \* ⊙ ⊙ ◆ ■ ⊕ ⊙ \* \*  
+ ⊙ ✧ ✧ ⊙ \* \* ● ⊕ ⊙ ◆ ✧



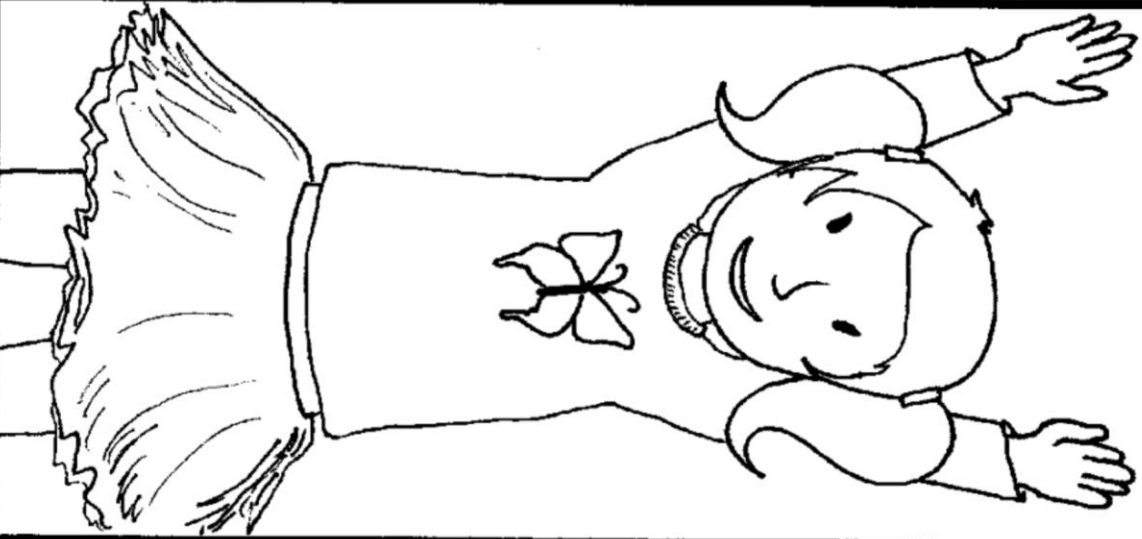
● ○ ■ □ ◆ ✧ ⊕ ● ⊙ ⊙ + \* \* ⊕ ☆  
A B C D E F G H I L M N O R S T U




♥ heart ♥



✿ Soul ✿



☀ might ☀



Mandy Grace '11

Miwishy-to-Children.com

# **Craft one: Time to put God first!**

## **“Clock” decoration**

You will need:

- Paper plate
- Construction paper (in arrow shapes)
- Scissors
- Stickers (if desired)
- Glue
- Markers/decorative materials



**Procedure:**

1. Cut arrow shapes out of construction paper, one larger than the other.

2. Decorate the paper plate, writing down activities or things that take attention in our lives (school, sports, etc.). Write “GOD” at the top.
3. Decorate with stickers and other pictures, if desired.
4. Glue a large arrow to the plate, pointing to “God.”
5. Use a brad fastener to attach the smaller arrow in the center, allowing it to swing around on the plate. Attach a verse or caption if you like, and a string to hang the plate in a prominent place.

# Craft Two: “Restoring the right” lava jar

You will need:

- Small clear jar (baby food jar, Tupperware, jam jar) or empty water bottle.
- Tape
- Stickers
- Water
- Oil
- Glitter
- Food color (optional)



f

Procedure:

1. Decorate the outside of the jar with stickers, if you like.
2. Add water, about halfway filling the jar.
3. Pour oil on top of the water.
4. Add food coloring and glitter, if desired.
5. Seal the jar lid with tape.
6. Shake it up, and watch the layers settle back down!